

1. Go to the IIPM Welcome Page
<https://iipmcpd.ie/>
2. Click Reset Password



Welcome to the IIPM CPD p

This portal allows Irish Institute of Pensions Management members to access th details. Here you can pay membership fees, update your personal details, log online IIPM courses and more. If you wish to become an IIPM member, please v

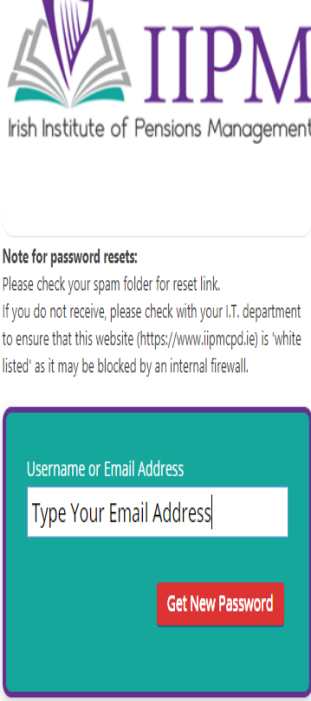
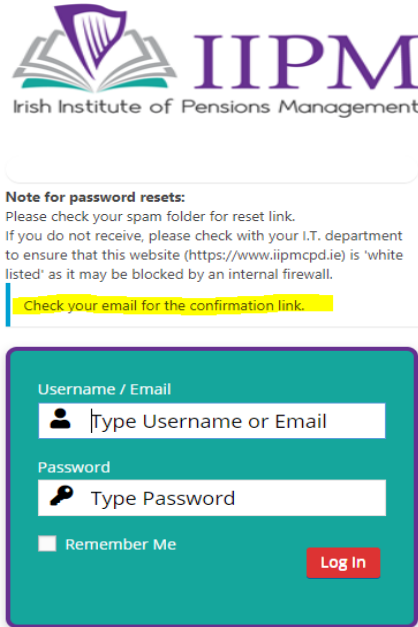
First login? Please set your password.

Have your

[SET YOUR PASSWORD](#)

[LOGIN T](#)

3. Enter Your email address and click get new password

Before Clicking "Get New Password"	Confirmation to check your email
 <p>Note for password resets: Please check your spam folder for reset link. If you do not receive, please check with your I.T. department to ensure that this website (https://www.iipmcpd.ie) is 'white listed' as it may be blocked by an internal firewall.</p>	 <p>Note for password resets: Please check your spam folder for reset link. If you do not receive, please check with your I.T. department to ensure that this website (https://www.iipmcpd.ie) is 'white listed' as it may be blocked by an internal firewall.</p> <p>Check your email for the confirmation link.</p> <p>IIPM Policy Page</p>
<p>Figure 3.2</p>	

4. Check your email address for the reset link

Note for password resets:

Please check your spam folder for reset link.

If you do not receive, please check with your I.T. department to ensure that this website (<https://www.iipmcpd.ie>) is 'white listed' as it may be blocked by an internal firewall.

(below is an example of the link you will receive)

If this was a mistake, just ignore this email and nothing will happen.

To reset your password, visit the following address:

<<https://iipmcpd.ie/wp-login.php?action=rp&key=0Auzb60VWuWdyTJybKNw&login=>

5. Choose your new password (and ensure to remember/hold securely)




Note for password resets:

Please check your spam folder for reset link.

If you do not receive, please check with your I.T. department to ensure that this website (<https://www.iipmcpd.ie>) is 'white listed' as it may be blocked by an internal firewall.

New password

ThePasswordYouChoose!!!! 

Strong

Hint: The password should be at least twelve characters long. To make it stronger, use upper and lower case letters, numbers, and symbols like ! " ? \$ % ^ &).

Reset Password

6. Return to the login page

You can do this by:

- Returning to the tab open (Figure 3.2)
- Clicking on the IIPM logo
- Going to <https://iipmcpd.ie/>



Note for password resets:

Please check your spam folder for reset link.

If you do not receive, please check with your I.T. department to ensure that this website (<https://www.iipmcpd.ie>) is 'white listed' as it may be blocked by an internal firewall.

[← Back to IIPM](#)

[IIPM Policy Page](#)

7. Click “Login To Portal”



Welcome to the IIPM CPD portal

This portal allows Irish Institute of Pensions Management members to access their personal continual professional development details. Here you can pay membership fees, update your personal details, log verified courses that you have attended, take online IIPM courses and more. If you wish to become an IIPM member, please visit our main website or contact us to hear more.

First login? Please set your password.

Have your password? Please login.

[SET YOUR PASSWORD](#)

[LOGIN TO PORTAL](#)